

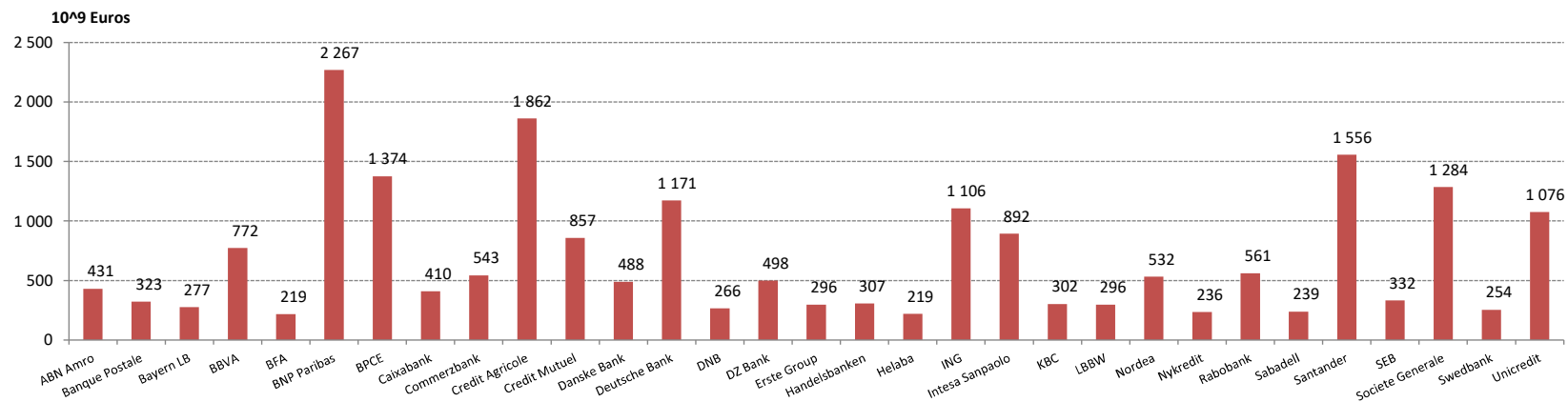
(million EUR, data as of end-2020)



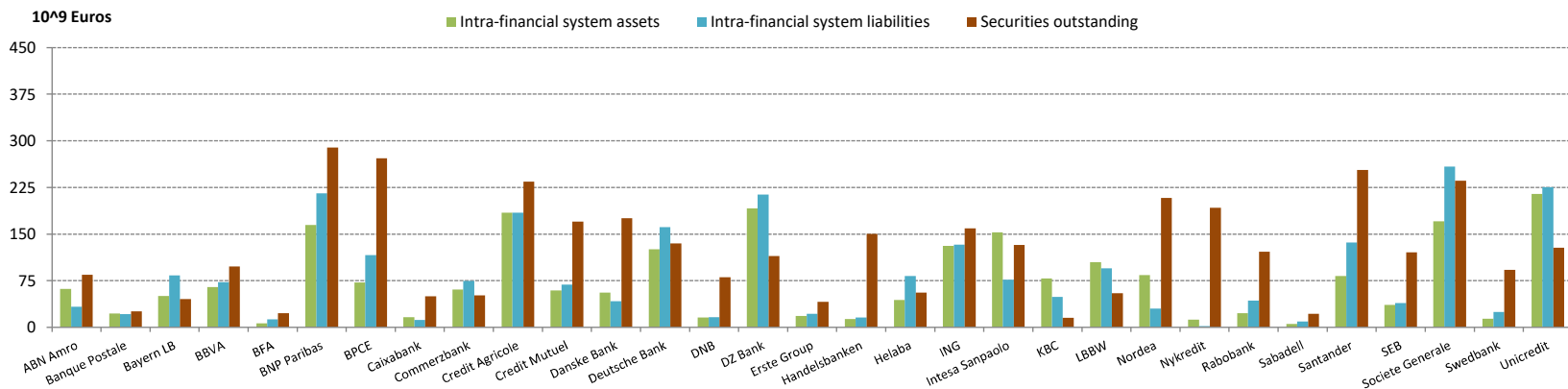
Bank name	Categories											
	Size	Interconnectedness			Substitutability/Financial Institution Infrastructure			Complexity			Cross-Jurisdictional Activity	
	Total exposures	Indicators		Securities outstanding	Payments activity	Assets under custody	Underwriting activity	OTC derivatives	Trading and AFS securities	Level 3 assets	Cross-jurisdictional claims	Cross-jurisdictional liabilities
		Intra-financial system assets	Intra-financial system liabilities									
ABN Amro	431 044	61 646	32 920	84 544	12 629 553	171 797	8 620	1 448 060	2 465	1 226	73 358	56 550
Banque Postale	323 494	22 364	21 255	25 677	180 763	12 173	0	135 212	6 467	729	24 417	8 713
Bayern LB	276 865	50 615	83 334	45 572	2 404 570	105 721	11 694	614 140	7 869	411	35 048	12 314
BBVA	771 742	64 591	72 553	97 906	14 602 667	419 612	35 394	3 892 741	13 957	3 001	390 015	299 525
BFA	218 780	6 288	13 080	22 885	1 119 937	36 354	1 272	324 741	508	233	15 485	11 235
BNP Paribas	2 266 866	164 849	215 329	289 010	46 337 582	5 881 270	257 467	20 503 304	69 635	11 908	1 209 786	1 095 450
BPCE	1 374 354	71 956	116 021	271 838	19 971 049	90 770	63 610	6 129 632	48 490	14 691	208 749	170 254
Caixabank	409 551	16 118	11 621	49 740	1 159 517	237 368	253	556 900	2 955	835	67 379	38 536
Commerzbank	542 940	60 813	74 876	51 618	35 381 923	313 784	53 791	6 621 173	12 857	4 453	180 699	105 157
Credit Agricole	1 861 851	184 342	184 316	234 143	37 163 425	3 195 824	104 844	16 234 393	38 502	9 130	469 581	383 135
Credit Mutuel	856 533	59 560	68 657	170 092	6 036 297	290 967	3 823	564 633	29 407	8 043	117 012	97 566
Danske Bank	487 885	55 847	42 219	175 508	929 398	171 587	33 095	7 147 720	3 980	687	274 431	212 521
Deutsche Bank	1 171 279	125 407	160 950	134 813	123 595 623	3 856 493	279 257	31 226 503	47 310	22 590	629 212	422 391
DNB	265 664	15 948	16 230	80 569	15 456 359	126 262	42 368	617 026	15 386	4 878	78 200	74 877
DZ Bank	497 839	191 445	213 429	114 584	6 351 240	214 491	27 956	1 300 189	6 190	3 484	77 251	28 857
Erste Group	296 219	18 489	21 498	41 005	8 506 869	145 405	9 569	244 417	4 379	1 495	148 943	117 453
Handelsbanken	307 115	13 320	15 626	150 295	10 619 402	62 984	10 771	356 325	2 453	106	122 017	69 386
Helaba	219 203	43 757	82 785	55 791	2 205 873	174 749	15 754	497 662	11 693	1 796	59 869	5 574
ING	1 105 642	130 845	132 816	159 040	22 517 418	196 362	40 673	3 644 768	17 511	4 101	788 179	633 336
Intesa Sanpaolo	892 263	152 763	76 424	132 613	9 897 123	543 188	36 318	2 713 150	4 861	3 829	210 399	112 173
KBC	302 167	78 787	49 052	15 149	4 949 000	264 130	0	542 596	676	1 632	152 612	108 621
LBBW	295 660	104 960	94 986	54 917	5 147 203	331 742	26 847	4 084 794	22 465	2 166	85 813	16 625
Nordea	531 968	84 231	29 915	208 263	21 797 715	770 000	80 000	6 488 526	14 784	3 765	355 002	171 126
Nykredit	235 874	12 380	1 958	192 415	257 133	155 130	2 642	126 417	149	435	13 103	5 260
Rabobank	560 983	22 852	43 238	121 784	27 421 621	1	5 271	4 588 925	1 829	2 191	231 691	90 286
Sabadell	238 870	5 354	9 452	21 650	278 397	69 347	2 108	157 575	862	161	76 583	62 316
Santander	1 556 279	82 493	136 617	253 139	10 574 343	461 319	80 051	5 665 379	17 141	8 262	1 030 508	726 741
SEB	331 835	35 854	39 258	120 678	14 096 706	1 198 125	20 474	2 898 273	9 308	393	113 629	237 024
Societe Generale	1 283 601	170 421	258 343	235 655	33 343 687	2 389 252	126 533	14 817 826	79 102	12 647	509 189	410 944
Swedbank	253 728	13 627	24 790	92 657	2 332 189	230 308	0	337 415	4 002	108	46 326	46 043
Unicredit	1 075 629	214 554	225 222	128 224	13 814 696	506 797	76 403	3 880 366	17 426	4 789	484 474	465 677

Produced on: 19/08/2021 09:58

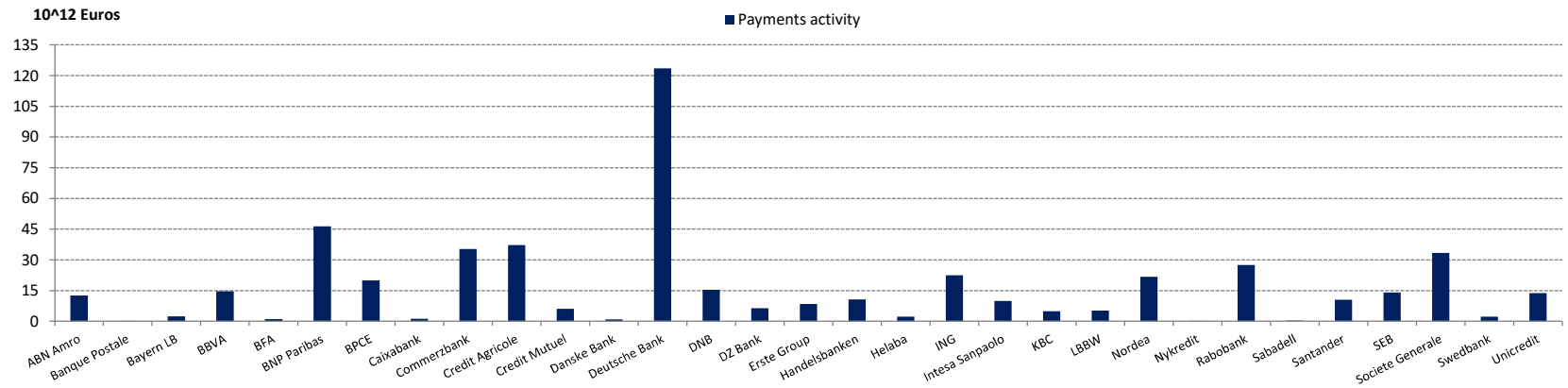
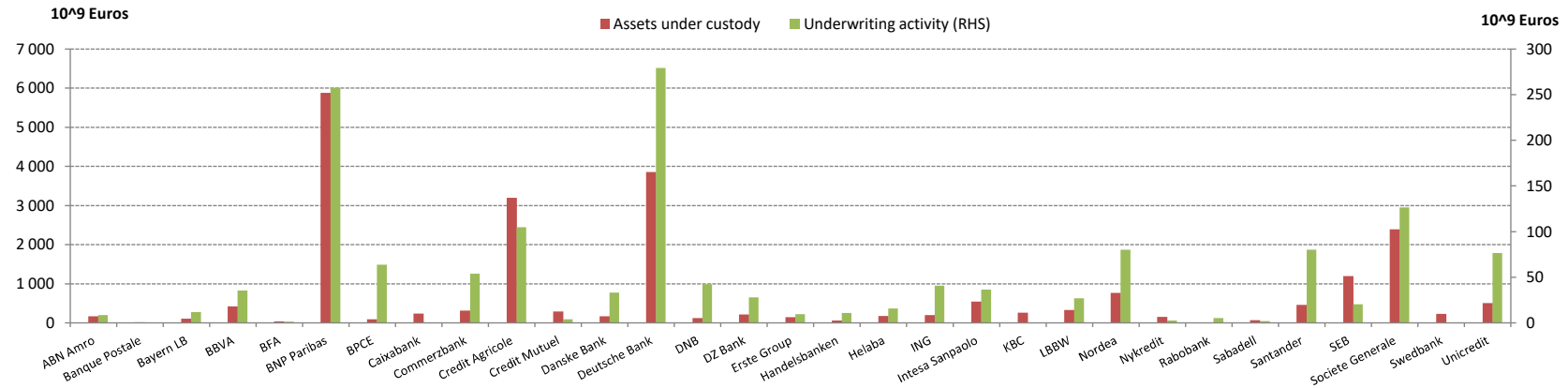
Size - Total Exposures



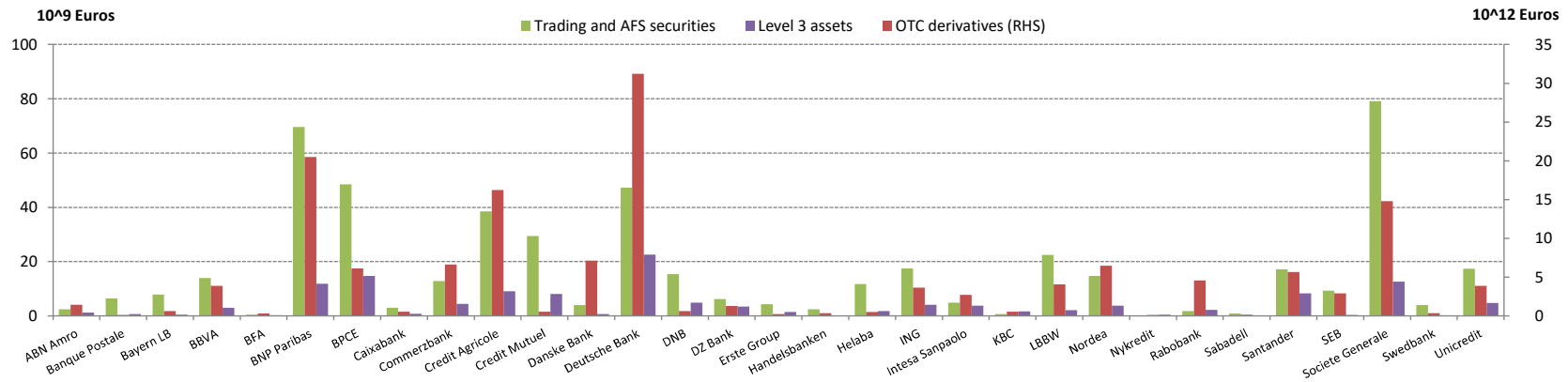
Interconnectedness



Substitutability/Financial Institution Infrastructure



Complexity



Cross-Jurisdictional Activity

