

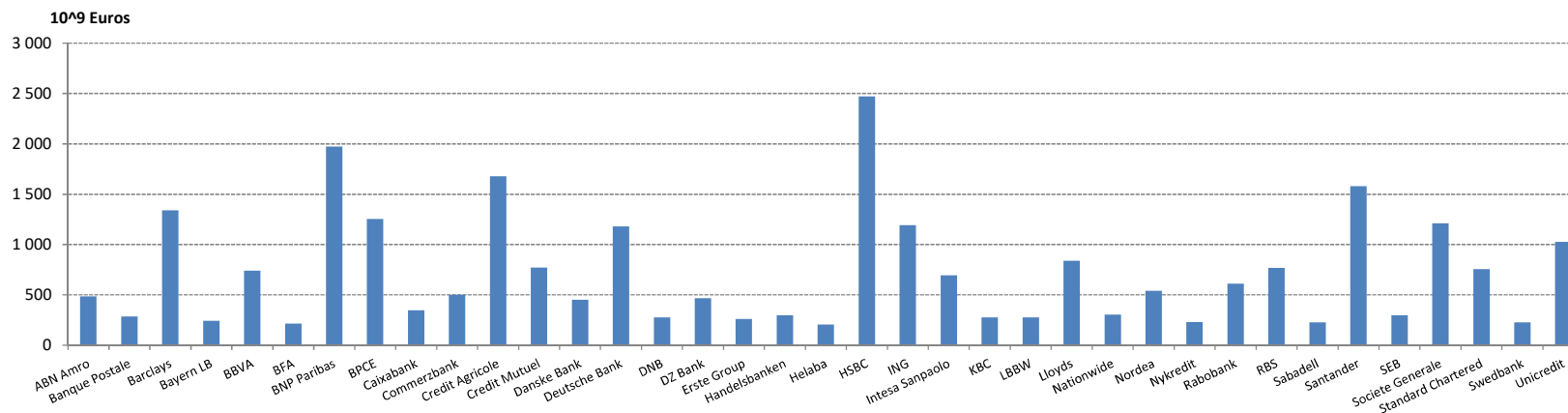
(million EUR, data as of end-2019)



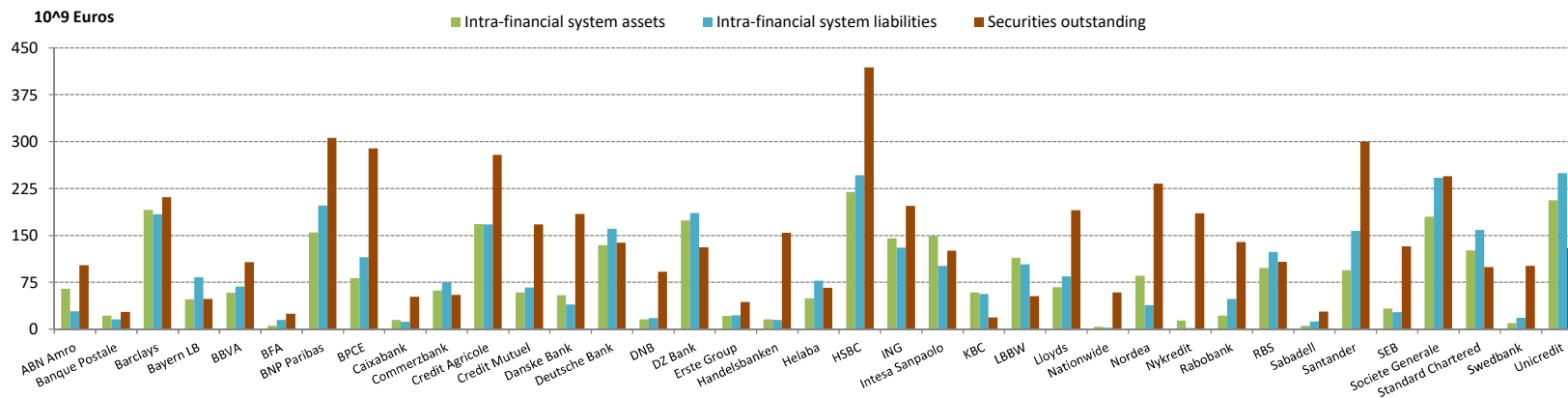
Bank name	Categories											
	Size	Interconnectedness			Substitutability/Financial Institution Infrastructure			Complexity			Cross-Jurisdictional Activity	
	Total exposures	Intra-financial system assets	Intra-financial system liabilities	Securities outstanding	Payments activity	Assets under custody	Underwriting activity	OTC derivatives	Trading and AFS securities	Level 3 assets	Cross-jurisdictional claims	Cross-jurisdictional liabilities
ABN Amro	484 826	64 728	28 580	102 550	12 337 030	177 890	9 481	1 438 013	2 474	1 168	79 532	59 202
Banque Postale	285 323	21 630	15 680	27 641	190 616	11 703	0	119 622	10 930	691	26 638	4 964
Barclays	1 339 173	190 750	183 877	211 068	51 816 911	132 462	291 486	33 894 952	83 079	17 365	815 259	612 666
Bayern LB	243 396	47 724	82 929	48 620	2 636 871	129 524	9 729	727 180	3 736	503	38 977	15 145
BBVA	738 935	58 487	68 078	107 480	12 337 890	768 596	24 018	3 706 618	14 472	3 499	380 538	289 647
BFA	214 227	5 259	14 944	24 519	1 226 655	39 854	2 024	301 256	655	305	13 857	21 975
BNP Paribas	1 971 546	154 631	197 549	305 983	45 634 061	5 680 646	192 072	20 486 182	65 728	10 900	1 052 148	923 405
BPCE	1 251 870	81 616	115 201	289 346	21 078 854	91 106	54 370	5 050 637	38 332	16 968	220 759	165 379
Caixabank	348 007	14 575	11 839	51 781	978 836	225 211	217	493 613	1 531	1 007	58 342	32 801
Commerzbank	499 197	61 935	74 898	54 767	24 629 592	288 699	36 992	7 286 131	11 422	5 441	198 259	119 024
Credit Agricole	1 676 552	168 305	167 808	278 998	38 156 728	3 265 481	111 625	13 857 174	37 207	9 472	447 103	355 824
Credit Mutuel	769 543	58 887	66 812	167 546	6 176 934	281 044	3 446	800 875	26 595	7 174	113 896	95 665
Danske Bank	451 765	54 604	39 598	184 390	878 996	156 112	24 454	7 803 171	3 751	948	163 117	197 148
Deutsche Bank	1 177 917	134 257	160 854	138 333	112 319 823	2 967 103	205 186	31 827 441	63 134	24 076	653 432	414 414
DNB	275 940	15 786	17 978	91 767	11 436 956	98 441	24 983	640 349	1 398	5 375	90 953	77 213
DZ Bank	467 605	174 241	185 859	131 130	5 730 301	1 062 563	23 642	1 300 078	6 915	3 484	83 958	37 451
Erste Group	262 173	21 079	22 071	43 566	10 948 246	119 830	6 383	243 870	5 105	1 456	142 430	104 775
Handelsbanken	297 041	15 888	14 823	154 131	7 800 888	236 007	9 922	393 311	2 425	174	120 843	68 523
Helaba	205 580	49 409	77 765	66 349	3 655 036	175 276	5 502	438 495	15 339	1 925	60 507	6 886
HSBC	2 470 085	219 288	245 974	418 800	86 219 024	6 395 555	193 571	23 372 779	113 395	11 331	1 504 595	1 090 456
ING	1 190 776	145 169	130 521	197 184	24 828 978	186 582	38 114	3 833 443	14 866	4 768	749 176	617 677
Intesa Sanpaolo	693 221	149 444	101 313	125 504	10 661 586	460 851	24 083	2 362 218	4 565	3 379	193 628	130 549
KBC	275 228	58 664	56 445	18 984	4 984 839	261 296	0	508 328	388	1 687	139 814	122 517
LBBW	277 821	114 051	103 991	52 793	5 969 904	231 243	25 557	2 931 011	17 968	2 437	81 209	7 547
Lloyds	837 044	67 206	84 520	190 557	14 298 863	32 797	29 825	8 147 478	14 407	6 220	87 133	86 223
Nationwide	303 774	3 792	2 445	58 901	627 172	0	0	354 607	996	185	11 030	1 779
Nordea	539 240	85 662	38 759	232 866	19 065 575	711 000	1 148	6 431 272	11 185	2 690	375 215	187 396
Nykredit	230 532	13 990	1 770	185 456	253 926	129 228	1 875	120 100	870	542	11 753	5 455
Rabobank	612 465	21 825	48 614	139 380	23 482 839	3	5 054	3 564 604	1 553	1 628	239 980	97 563
RBS	767 054	97 802	123 648	107 563	36 295 429	30 638	60 217	15 826 717	8 373	3 002	247 040	142 127
Sabadell	228 058	5 467	12 474	28 372	242 122	77 042	2 091	169 549	1 060	217	87 086	63 276
Santander	1 578 629	94 246	157 067	300 053	12 890 124	540 466	60 857	5 959 149	15 392	6 331	1 059 742	731 902
SEB	299 388	33 242	27 202	132 470	14 178 554	998 157	19 959	1 992 510	10 784	378	121 418	210 154
Societe Generale	1 210 479	179 964	242 188	244 516	32 359 412	2 446 715	111 948	14 256 191	63 473	10 341	474 711	384 804
Standard Chartered	756 906	125 913	158 628	99 385	28 716 500	1 245 948	45 337	6 758 083	57 474	1 378	559 792	444 822
Swedbank	227 081	9 942	18 371	101 117	4 632 009	205 951	30	478 802	2 268	169	44 539	34 395
Unicredit	1 026 433	206 165	249 507	129 996	14 366 336	511 379	67 800	3 366 720	18 455	6 136	473 349	436 898

Produced on: 19/08/2020 22:09

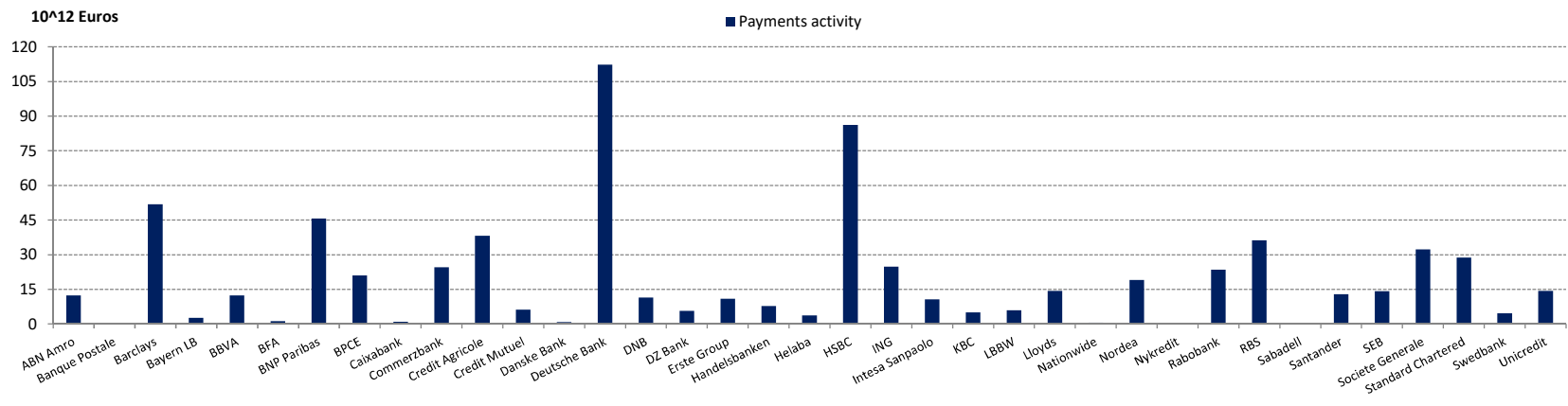
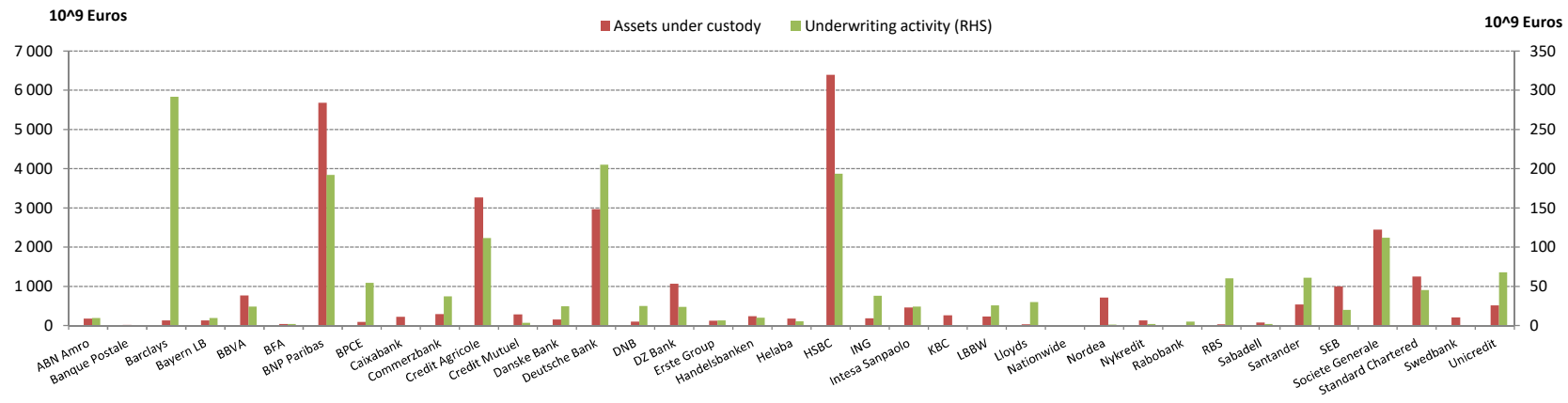
Size - Total Exposures



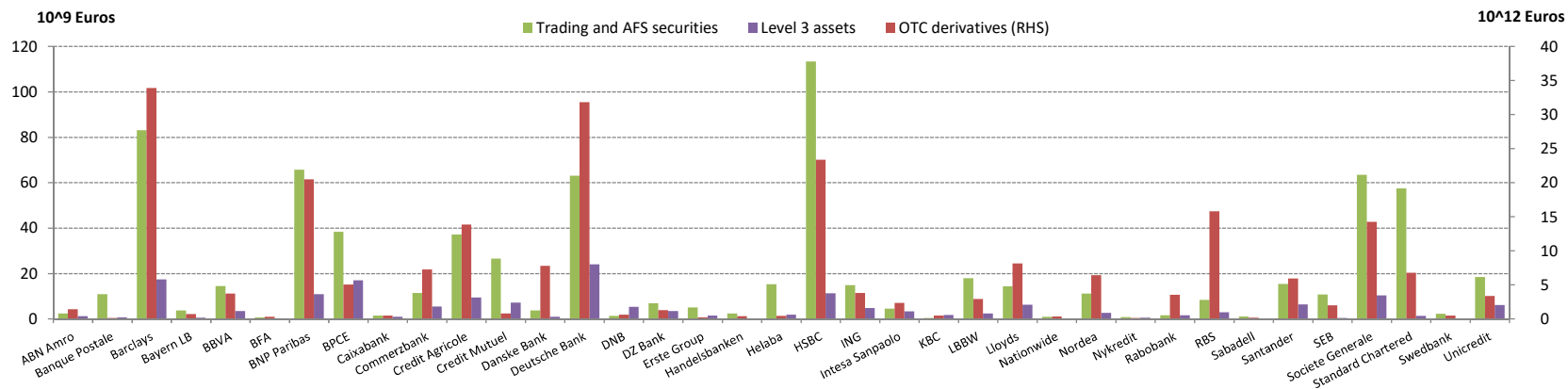
Interconnectedness



Substitutability/Financial Institution Infrastructure



Complexity



Cross-Jurisdictional Activity

